

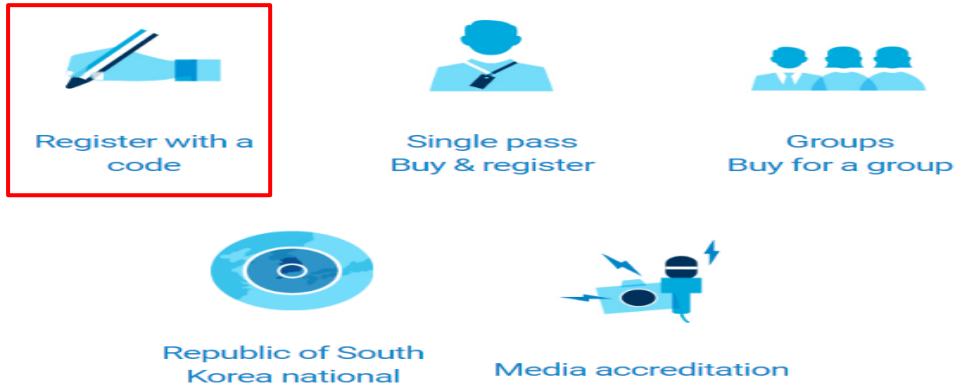
GUIDELINES FOR REGISTRATION

TDD Spectrum and 5G Technology Workshop is one of ITU Telecom World 2017 Workshops and open to EXECUTIVE/ FORUM/ FORUM 1 DAY / EXHIBITION pass holders. We will provide free exhibition passes for you and please register first on the page <http://lte-tdd.org/php/user/user.php?act=reg&mid=89> to get the code. But if you want more permission or other higher level passes, please register on the ITU website directly.




REGISTER FOR AN EXHIBITION PASS USING A REGISTRATION CODE

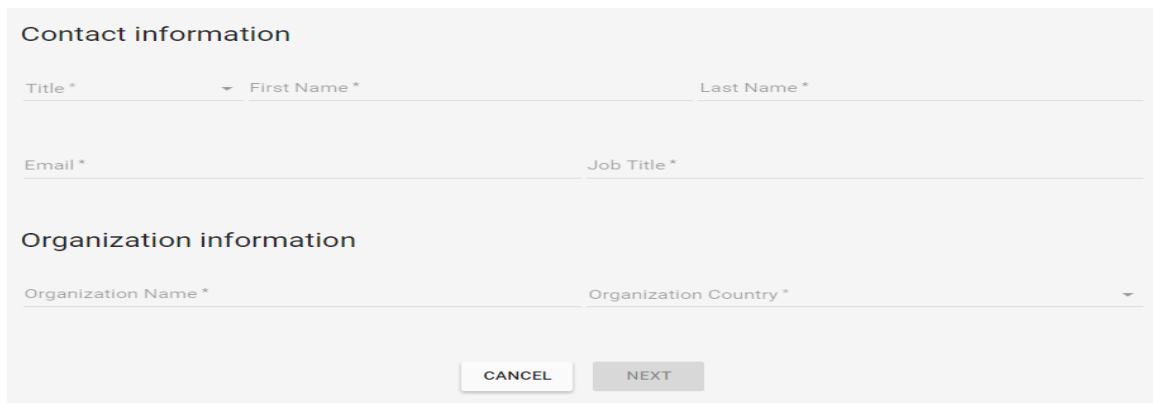
- A. Go to the event registration page (<https://telecomworld.itu.int/take-part/register/>) and click on “Register with a code” then click on “Start >”



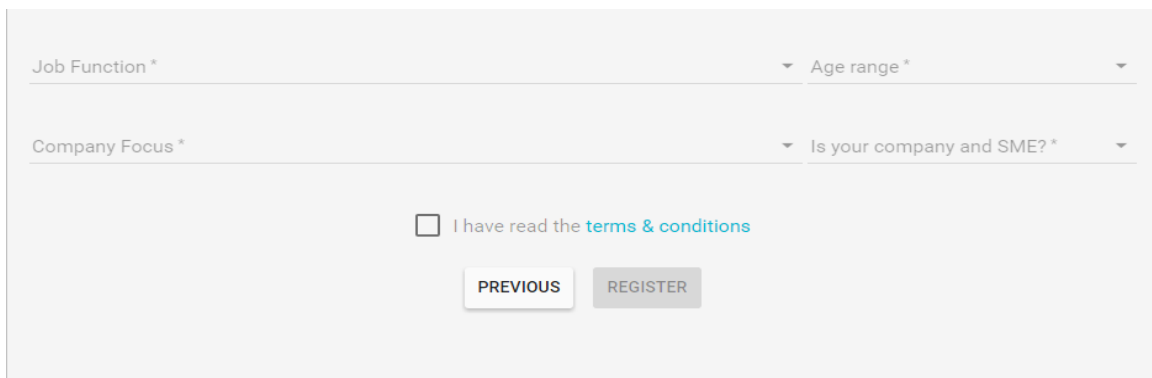
- B. Enter your registration Code

A screenshot of a registration code input field. It features a small icon of a document with a checkmark on the left, followed by the text 'Exemple: 5001234-10-ABCD' and a horizontal line for text entry.

- C. Enter your information below and click Next

A screenshot of a registration form titled 'Contact information'. It contains several input fields: 'Title *', 'First Name *', and 'Last Name *' in a row; 'Email *' and 'Job Title *' in a row. Below this is a section titled 'Organization information' with 'Organization Name *' and 'Organization Country *' in a row. At the bottom of the form are two buttons: 'CANCEL' and 'NEXT'.

- D. Enter the following information, and accept the terms and conditions to complete your registration

A screenshot of a registration form with four dropdown menus: 'Job Function *', 'Age range *', 'Company Focus *', and 'Is your company and SME? *'. Below these is a checkbox with the text 'I have read the [terms & conditions](#)'. At the bottom are two buttons: 'PREVIOUS' and 'REGISTER'.

- E. Registration confirmation

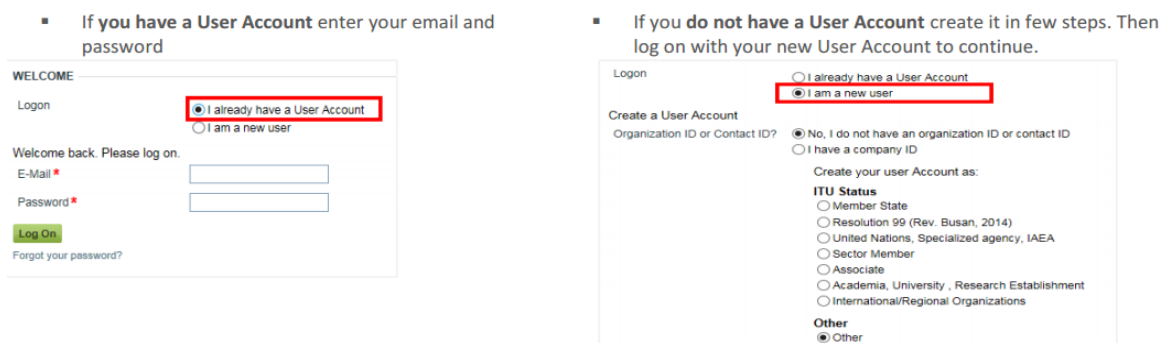
You will receive a registration confirmation email with further instructions to pick up your badge on-site.

REGISTER FOR OTHER HIGHER LEVEL PASSES

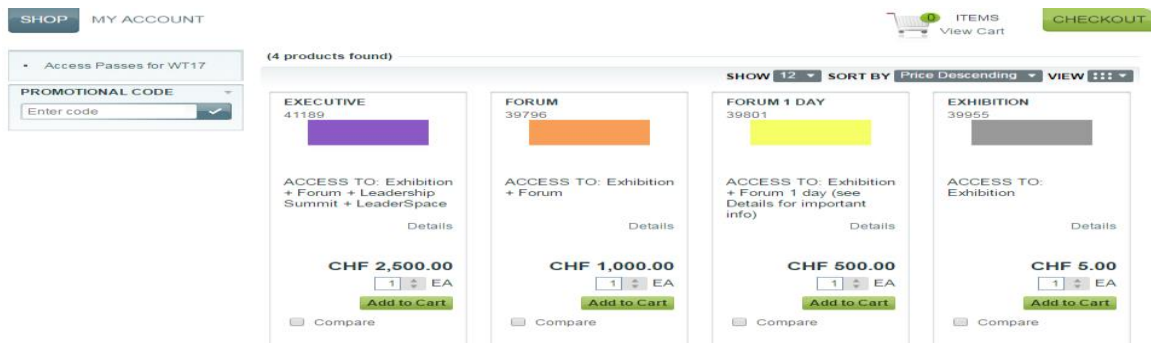
A. Go to the event registration page (<http://telecomworld.itu.int/take-part/register/>) and click on “Single pass Buy & Register” then click on “Start>”



B. Log on with one of the two options:



C. Review your access pass type, add to Cart and Checkout



D. Accept Terms and Conditions, complete additional information and Click Save, Click on "Buy Now" to continue with the payment



E. Registration confirmation: You will receive a registration confirmation email with further instructions to pick up your badge on-site.

If you have any question about Registration, please contact: registration.telecom@itu.int.